

armanino


Welcome To Today's Webinar:
Dynamics InsightsSM for Microsoft Dynamics AX

The presentation will begin in a few moments

Participants will receive an email within 3 business days with access to their certificate of completion.

© Armanino^{LLP} | amllp.com


About the Presenter(s)



John Van Metre, Manager, Microsoft Dynamics

John is a software solution professional with over 11 years of experience providing guidance on Microsoft Dynamics solutions to mid-market companies.

2 © Armanino^{LLP} | amllp.com



armanino

About the Presenter(s)



John Dunican, Consulting Partner, CFO Advisory

John has over 30 years of financial executive, operations and consulting experience in public and private companies, he has held positions as Chief Financial Officer, Vice President Finance and Administration, and Controller.

3 © Armanino^{LLP} | amllp.com



About the Presenter(s)



John Horner, Consulting Partner, Business Intelligence

John combines 10 years of industry experience with 8 years consulting experience in applying best practice industry knowledge to data warehouse and business intelligence implementations for a variety of industries, including Retail & Distribution, Consumer Product Goods, Hi-Tech, Manufacturing, Professional Services & Utilities.

4 © Armanino^{LLP} | amllp.com



Presentation Overview



- Why Insights for Dynamics AX?
- Dynamic InsightsSM Overview
- Customer Case Study
- Demo: Budgeting, Forecasting, Planning
- Demo: Business Analysis Dashboards



5 © Armanino LLP | amllp.com

armanino

Why Dynamic InsightsSM for Dynamics AX Users?



Dynamic InsightsSM

- Financial Reporting
- Budgeting, Forecasting & Planning
- Business Analytics

6 © Armanino LLP | amllp.com

armanino

Why Dynamic InsightsSM for Dynamics AX?



Real World Scenarios:

- Multi-system environments
- Mergers & Acquisitions
- Parent/Subsidiary or Hub & Spoke
- Portfolio Companies

Dynamic Insights™

armanino 

Why Dynamic InsightsSM for Dynamics AX?



Real World Scenarios:

- Multi-system environments
- Mergers & Acquisitions
- Parent/Subsidiary or Hub & Spoke
- Portfolio Companies

Dynamic Insights™

armanino 

Client Case Study

© Armanino^{LLP} | armlp.com

Rimini Street Case Study



Adaptive Planning

- 15 Users
- Model provides budgeting, quarterly forecasting and budget or forecast vs. actual reporting.
- Extensive headcount planning allows Rimini to manage this key expense.
- Can view business plan and actual results by product or by department.
- Shared services expenses are allocated to product lines to allow management to look at full loaded product P&L's.
- Allows Finance to prepare **weekly** cash flow forecasts

10 © Armanino^{LLP} | armlp.com

armanino

Rimini Street Case Study



QlikView

- 20 Users
(Exec, Finance, Product Managers, Functional Group leaders)
- 3 Dashboards (Ops Review, Finance GL, Contracts & Sales)
- Primary data source = MS Dynamics AX
- Integration with a subset of Adaptive Planning plan data
- Allows drilldown from high level actual to plan KPI's to transaction level data

11 © Armanino^{LLP} | amllp.com



What is Dynamic Insights (Business Intelligence)?



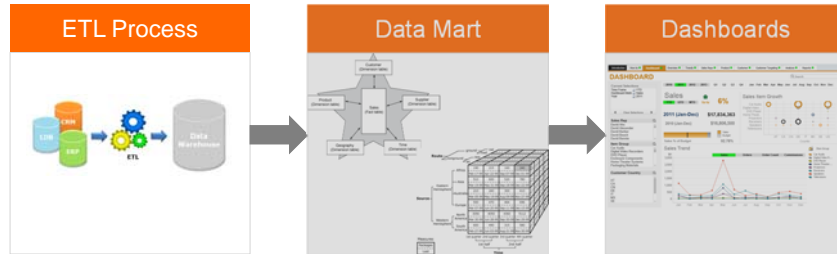
- Automated data Extract, Transform & Load (ETL) packages
- Pre-defined Microsoft SQL Server Data Mart (for AX / GP / NAV)
(GL, Sales Ledger, Purchase Ledger, Item Ledger, Project Ledger)
- 3 Pre-designed self-service business user dashboards
(for Executives, Finance & Sales)

12 © Armanino^{LLP} | amllp.com

12



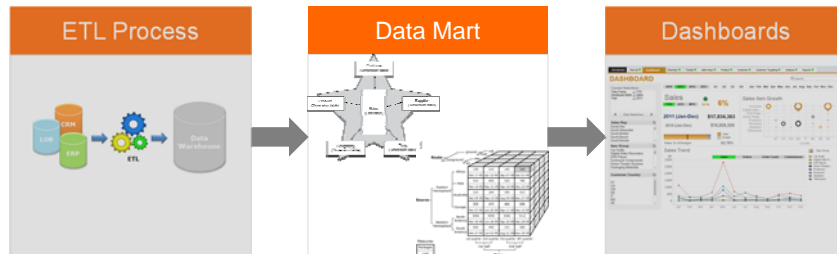
What is Dynamic Insights (Business Intelligence)?



ETL Process

Automated Process that Extracts data from your Dynamics ERP (AX / GP / NAV) systems, Transforming the data where necessary (combining, cleansing, enriching) before finally Loading the data into a pre-defined Dynamics data mart.

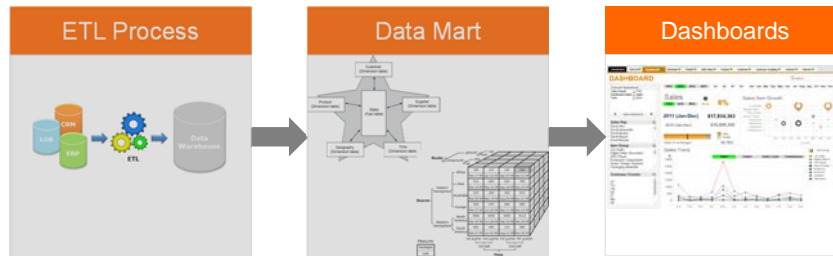
What is Dynamic Insights (Business Intelligence)?



Data Mart


Microsoft SQL Server based Data Mart preserving your valuable Dynamics ERP data (such as General Ledger, Purchase Ledger, Sales Ledger, Item Ledger and Project Ledger) for historical analysis & reporting purposes. Data is stored in pre-defined relational, star schema tables and Analysis Services OLAP Cubes optimized for fast, easy query, search & analysis capabilities that is extendable as the client wishes to add in other data sources.

What is Dynamic Insights (Business Intelligence)?



Dashboards


3 pre-designed, web-based, self-service, on-demand dashboard, analysis and reporting solutions for your Executive, Finance and Sales teams. Designed to highlight trends in customer behaviour, shifts in growth patterns, product mix and many other analysis types our easy to use, fast to design and customizable dashboard solutions empower your business users with the information they need, when they need it.



What Questions Do You Have?

Submit Your Questions Now!

17 © Armanino^{LLP} | amllp.com



Armanino^{LLP} Certified Public Accountants & Consultants

John Van Metre	phone: 408.712.0743	email: john.vanmetre@amllp.com
John Dunican	phone: 925.498.1902	email: john.dunican@amllp.com
John Horner	phone: 925.790.2686	email: john.horner@amllp.com

Participants will receive an email within 3 business days with access to their certificate of completion.

© Armanino^{LLP} | amllp.com